

ATELIER Newsletter

October 2007


Inside This Issue

- 1 Welcome
- 1 Choy Lozada
- 2 Christmas Registrations
- 3 Meet the CD-2
- 4 Christmas Registrations Con't

Welcome!

Fall has finally made its appearance, and what a great time of year! The weather gets a little cooler and the holidays are just around the corner. Fall seems to bring with it a sense of anticipation, and we at Roland know just how you feel. The next few months just seem to be custom made for music. Music can do so much for us and the music of the holidays can take us back like no other music can. As the days get shorter you may find yourself staying in more – and there is no better activity to fill your time than playing your Roland Atelier! In this issue you'll find helpful tips from our artists on how they like to play their favorite Holiday songs. You'll also get a detailed look at another great Roland product that gives you the opportunity to record and play back audio recordings of your performances, the award-winning Roland CD-2. Plus, we'll get a glimpse of Choy Lozada's new CDs. So sit back, enjoy a cup of hot apple cider and let the music take you away! And remember to visit RolandAtelier.com, where you can find a helpful new article about Quick Registrations and other helpful information regarding your American Classic.

Choy Lozada Atelier Collections Vol 15 & 16



My association with the Roland Corporation continues to inspire and broaden my repertoire. It is with special pride that I announce the release of my two newest Atelier Collection CDs, Volumes 15 and 16.

Volume 15's center piece "The Godfather" depicts the authenticity of a mandolin solo. Experience the Atelier's gorgeous symphonic orchestra playing Tchaikovsky's Waltz of the Flowers, and reminisce with Ole Blue Eyes' Chicago and my interpretation of a James Bond Medley.

Volume 16 will bring you back to the 70s' with a Carpenters medley, a Mary Poppins medley, a classic from The Beatles, Roger Whittaker and a Big Band ensemble. I hope you enjoy the Choy Experience!

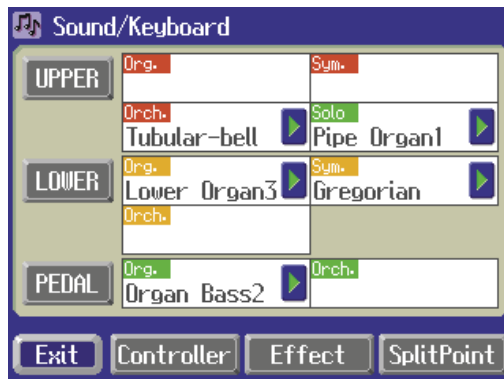
Visit RolandAtelier.com for complete song listings, and browse the "Shop" for more CDs from Choy and all of the Roland artists.

Atelier Christmas Registrations

The Holiday Season will be here before you know it. It's time to brush up on your Christmas carols and holiday songs. Some of the best registrations are right under our nose provided by the fabulous Roland Atelier! Here's some tips from some of our Atelier Concert Artists:


CHOY LOZADA

With the myriad of sound possibilities for Christmas songs played on the Atelier, one instrument that would certainly be prominent to this genre is the Chime. Played as a split voice on the lower keyboard from the upper solo section, the Chime is a terrific effect played as a fill-in any time with any song. Or you can play the melody using the organ sound on the right side of the lower split and interject the chimes appropriately for a stunning effect. One of my favorite songs to use this technique with is "Silent Night" but this will give a Yuletide feel to any song. Happy holidays!



BILL RYDER

Factory Preset #3 is perfect for "Silver Bells." This registration uses a warm theater organ sound on the upper keyboard and an Organ Bell on the right side of the lower split. I recommend changing the Organ Harp to a Glockenspiel for a sharper bell sound. Simply touch the "Others" button twice in the Solo section to access the Percussion voice library. Highlight the Glockenspiel sound. Don't forget to save the modified preset by pressing and holding "Write" + Preset #3. Play the melody of "Silver Bells" on the upper keyboard. Whenever you encounter notes that are tied or held for 2 measures, play the note, press and hold your left kick switch (Damper of Upper), & release the key. The note will continue to play, allowing you to bring your right hand down to the right side of the lower split and "echo" the notes you just played with the



continued on page 4

Meet the CD-2

Wouldn't it be great to be able to share your Atelier performances with family and friends across the country... or even around the globe? Unfortunately, your Atelier performance disks don't work too well in the car stereo and, even if you save your performances in the universal SMF format, computers just can't recreate the rich tones of your Roland Atelier.



Now, the Roland CD-2 allows you to make your own CDs quickly and easily – and with professional-quality results!

Easy Recording

Recording is a breeze on the CD-2. High-quality stereo microphones are built in for top-grade, on-the-spot recording and additional microphones can be plugged in as well. The CD-2 records directly onto CDs (or to Compact Flash media just like your digital camera), so start playing and as soon as you're done you'll have a finished, professional CD!

Convenient Connections

A pair of RCA inputs and outputs is provided for convenient connection to your Atelier. (You can even connect a digital piano, CD player or stereo) Alternate inputs allow you to connect guitars, mics, and other instruments directly into the CD-2 as well.

Music-Training Support

Students will appreciate the CD-2's usefulness as an educational/practice tool, thanks to its built-in stereo speakers, speed/pitch control, tuner, and metronome. You can easily record lessons or musical passages, and play them back at a slower tempo while retaining the original pitch. Or change the pitch of the audio and play along indifferent key signatures. The CD-2 provides some great learning advantages for all levels of students.

Recording is a breeze on the CD-2. High-quality stereo microphones are built in for top-grade, on-the-spot recording

Onboard Effects

Enhance your recordings with the CD-2's lineup of professional audio effects, such as reverb, EQ, and compression. Make your recordings sound more ambient and lush, or punchy and crisp. Onboard mastering effects help you put the final polish on your audio before you burn it to CD. You won't believe how good your recordings can sound, and how friendly the CD-2's tools are to use.

The CD-2 is a comprehensive "recording studio" that is no more difficult to operate than a cassette tape recorder. Visit your local Atelier dealer for a personal demonstration, and start making your own CDs today!

Chrsitmas Registrations

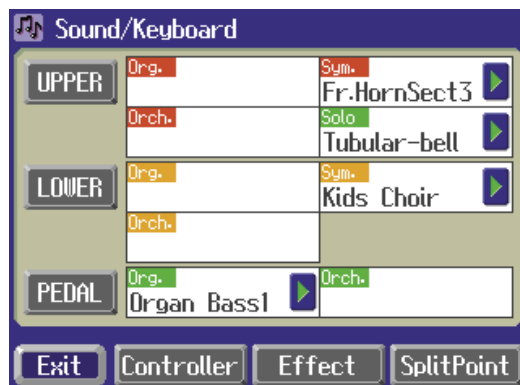
continued from page 2

Glockenspiel. Remember to count and release the kick switch at the end of the tied measure.



O'LYN CALLAHAN

The "Little Drummer Boy" is a holiday classic that allows us to utilize some of the extraordinary orchestral sounds on the Atelier. You can find a lot of these sounds in the "Others" button. There is an "Others" button in every section of the Atelier so you can create your song exactly as you want it to be. I like to start with the French Horn Section 3 from the "Others" button in the symphonic section and add to it the Tubular Bell sound from the "Others" button in the solo section. I lower the octave on both of these sounds. On the Lower Keyboard use the sound of the vocal. Even the Harmony Intelligence Section has an "Others" button and I like to use the 1-Note harmony for this arrangement. The "Movie March" rhythm found in the Traditional / Showtime category is a wonderful choice for a musical style and I set the tempo to 95. Then I use the variations to help build the arrangement.



Remember to visit RolandAtelier.com for the latest Atelier news and information on your Roland Atelier and our fabulous team of artists!